

# At a glance

Globally ranked in 2017\*

**219<sup>th</sup>**  
OF THE WORLD'S **18,000** UNIVERSITIES

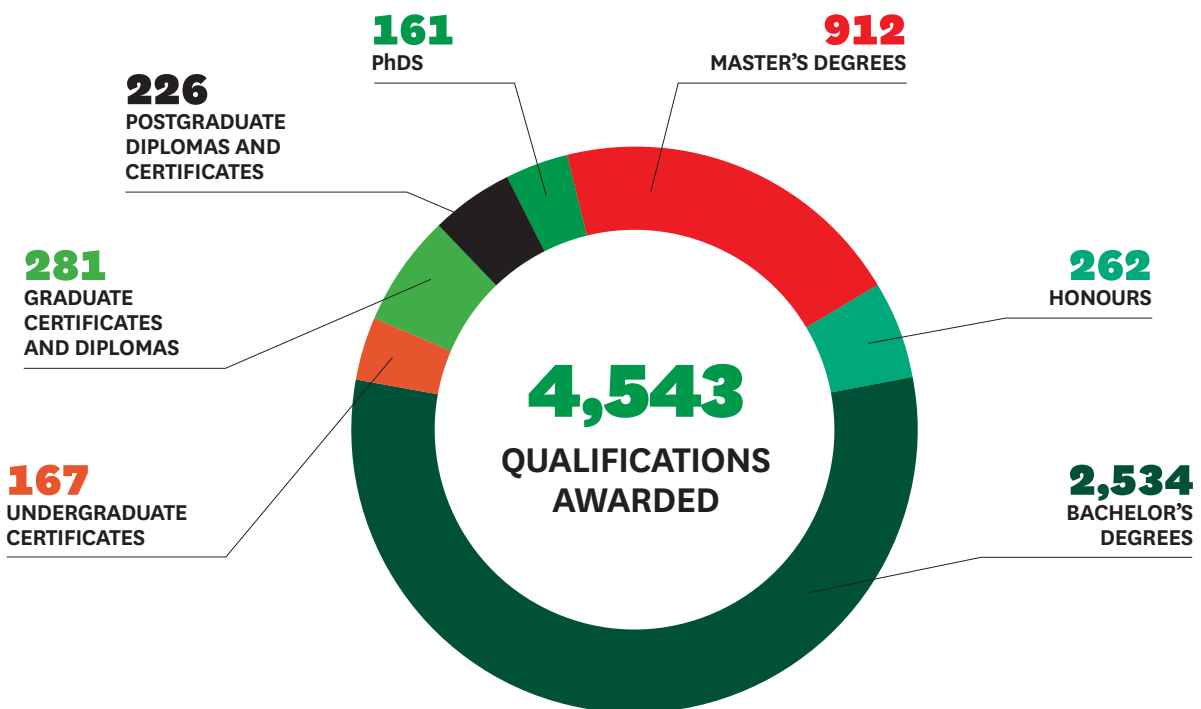
**TOP 2% OF THE WORLD'S UNIVERSITIES** FOR ARTS AND HUMANITIES, ENGINEERING AND TECHNOLOGY, NATURAL SCIENCES, SOCIAL SCIENCES AND MANAGEMENT

**IN THE WORLD'S TOP 100 FOR SEVEN SUBJECTS** ACCOUNTING AND FINANCE, EDUCATION AND TRAINING, ENGLISH LANGUAGE AND LITERATURE, GEOGRAPHY, LAW, PERFORMING ARTS, PSYCHOLOGY

\* QS World University Rankings 2017.

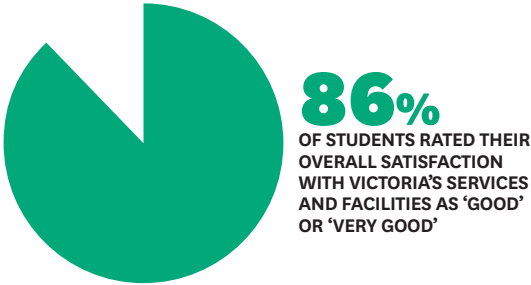
**219** EFTS  
THE INCREASE TO THE NUMBER OF MĀORI STUDENTS SINCE 2013, AN INCREASE OF **14.4%**

**145** EFTS  
THE INCREASE TO THE NUMBER OF PASIFIKA STUDENTS SINCE 2013, AN INCREASE OF **18.5%**



**\$22.05M**  
INVESTED IN  
SCHOLARSHIPS  
BY VICTORIA

TOTAL REVENUE  
**\$448M**  
TOTAL EXPENDITURE  
**\$442M**



**2,021** PUBLICATIONS  
BY ACADEMIC STAFF,  
INCLUDING JOURNAL  
ARTICLES, CHAPTERS,  
BOOKS AND  
SCHOLARLY EDITIONS\*

\* Data calculated from Victoria University's publications database, retrieved February 2018.

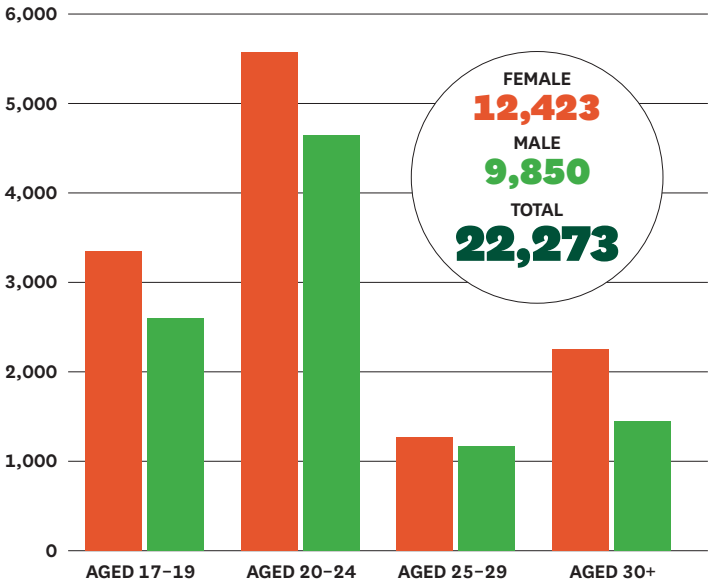
Equivalent  
full-time students

**15,682** GOVERNMENT  
FUNDED

**1,776** FULL FEE



Student distribution<sup>1</sup>

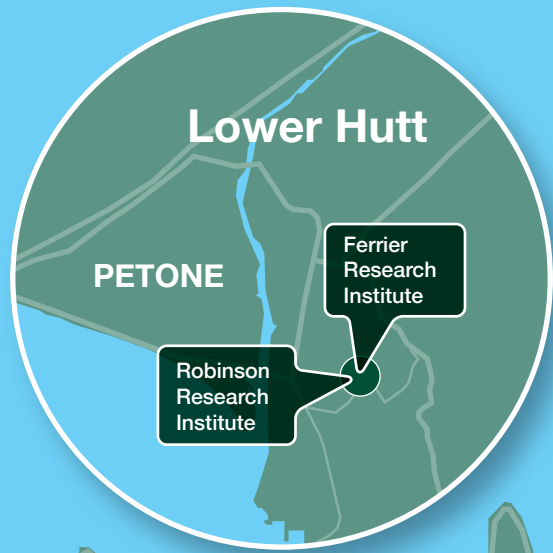


**2,263**  
STAFF  
(FULL-TIME  
EQUIVALENT)

**1,062**  
TEACHING AND  
RESEARCH STAFF

<sup>1</sup> Student distribution by headcount.

# Victoria in the city



**KEY**

- Victoria University sites
- Student accommodation
- Wellington landmarks