

Earliest Indian Presence in Aotearoa (1769-1809) and Settlement according to the New Zealand Census (1861-2013)



New Zealand India Research Institute &
New Zealand South Asia Centre



Workshop on
“Indian Migration to the Pacific & Indian Ocean States”

University of Canterbury, Christchurch
15 April 2015

todd nachowitz
University of Waikato
email: <toddnach@gmail.com>

PLEASE DO NOT QUOTE
WITHOUT PERMISSION.
PLEASE EMAIL ME IF YOU
ARE INTERESTED IN USING
ANY OF THIS INFORMATION.



He iwi kee, he iwi kee
Tītiro atu, tītiro atu!

One strange people and another,
Looking at each other!

from a haka by Merimeri Penfold
(Salmond 1997)

General myths about post-Māori arrivals in Aotearoa

- ◆ Myth 1: Māori came first, Europeans next, followed by Asian & Pasifika populations
- ◆ Myth 2: Asian arrival generally began with the Otago Goldrush
- ◆ Myth 3: “No one knows who was the first Indian to enter NZ” (McLeod 1986:51)

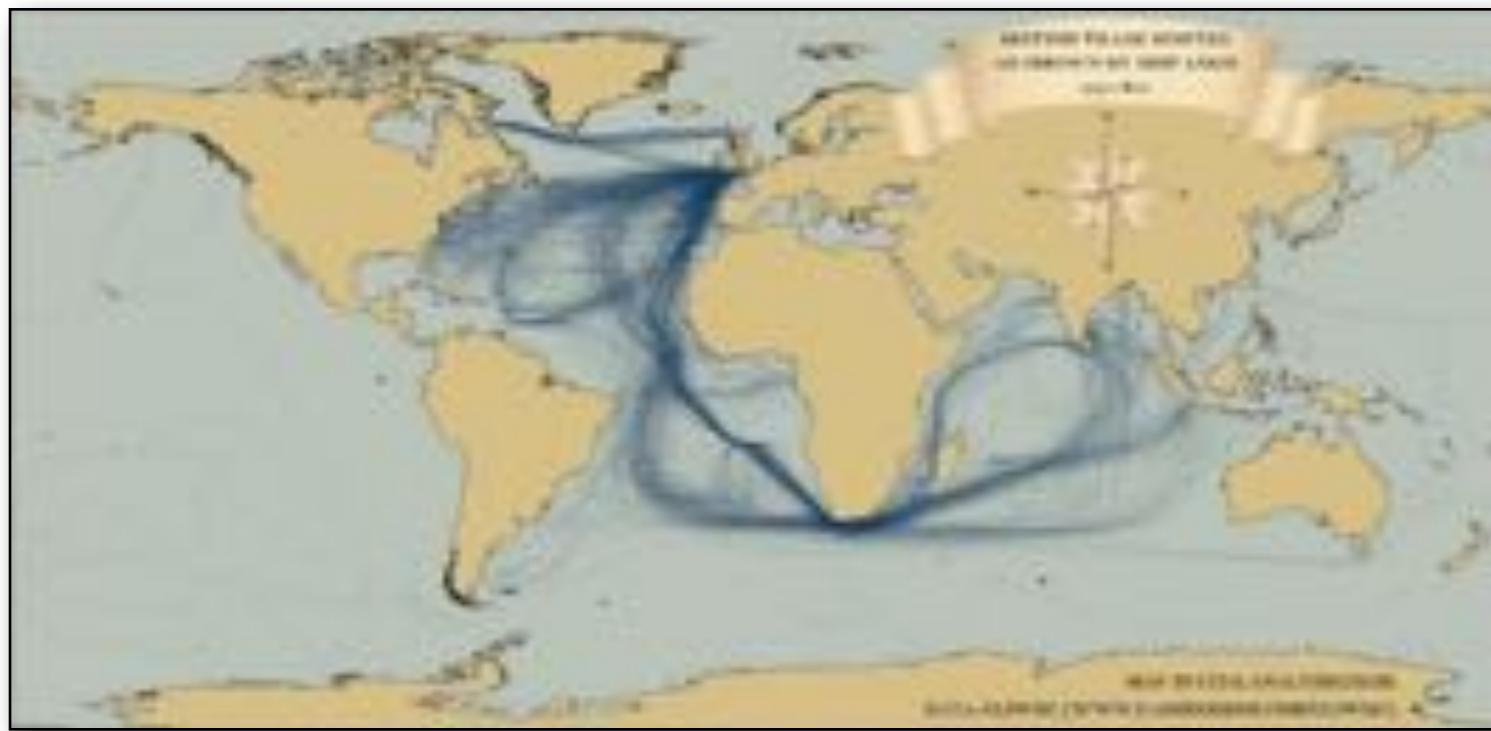
Dispelling these myths...

- ◆ Few realise that small groups of Indians were amongst the first non-Polynesian peoples to arrive in Aotearoa New Zealand
- ◆ that Indian presence is recorded along with the **very first** visits of European vessels to Aotearoa
- ◆ There were, in fact, hundreds of nameless and unknown Indians that accompanied Europeans on the very earliest voyages of exploration and exploitation

Indian Presence in Aotearoa, 1769-1809

- ◆ How did this come about?
 - ◆ European trade routes
 - ◆ Abel Tasman's visit (13 Dec 1642 - 5 Jan 1643)
 - ◆ Dutch East India Company's quest for a southern sea route to Chile

e.g. British trade routes, 1750-1800



- ◆ Many of these were crewed by:
 - ◆ Indian lascars (→ '*lashkar*' - लशकर - 'seamen')
 - ◆ sepoy (→ '*sipahi*' - सिपाही - 'soldiers')

- ◆ These ships plied the routes between Europe and its colonies, included trips to India, Indonesia, Australia and China



- ◆ next European visits after Tasman would be 127 years later...

Indian Presence in Aotearoa, 1769-1809

- ◆ French India Company was also engaged in a commercial war w/ the British for power & control of the East, and was also pursuing its interests in South Pacific
- ◆ Captain Jean François Marie de Surville on the *Saint Jean-Baptiste* set sail from the French Colony in Pondicherry, India for New Zealand on 2 June 1769 on a voyage of combined exploration and trade
- ◆ the ship's Muster Roll of the crew lists 53 Indian lascars from a total crew of 232, some of whom are named
(Surville's log, trans. by Dunmore 1981:273-287)
- ◆ entire crew suffered from scurvy
 - ◆ 📖 Surville's log, p. 126; Labé's log, p. 245
- ◆ many of whom died before reaching Aotearoan waters
- ◆ of the 53 lascars, 51 died in Oct-Nov 1769
- ◆ only two lascars survived to reach Aotearoa



Lascars aboard the *RMS Viceroy* of India

Indian Presence in Aotearoa, 1769-1809

- ◆ Cook (on the *Endeavor*) and Surville (on the *St Jean Baptiste*): Dec 1769

16 Dec 1769



Map 3. Track of the *St Jean-Baptiste* (broken line) and of Cook's *Endeavour* (dotted line) off the northern coast of New Zealand

- ◆ Cook arrived in Aotearoan waters on 6 Oct 1769, Tūranganui, (Poverty Bay, near Gisborne)
- ◆ Surville arrived in Aotearoan waters on 12 Dec 1769
- ◆ looking for suitable anchorage, Surville sets off around North Cape
- ◆ Surville eventually stops for two weeks in Doubtless Bay between 17-31 December 1769
- ◆ Surville takes remaining crew, including the 2 lascars, ashore multiple times during the two week visit to collect water and greens that helped restore the remaining crew's health (📖 Surville's log, p. 147)

Indian Presence in Aotearoa, 1769-1809

- ◆ Surville's visit to Aotearoa on the *St Jean Baptist*
 - ◆ The two lascars from Pondicherry:
 - ◆ 'Mamouth Cassem' → 'Mahmud Qāsim' - born in Pondicherry, born ~1755
 - ◆ 'Nasrin' - Bengali, aged 16-17
 - ◆ These two lascars are the 1st known Indians to set foot in Aotearoa, Dec 1769



- ◆ *St Jean Baptist* was forced to leave Aotearoa
- ◆ set sail for South American coast, desperate to reach land and Spanish help
- ◆ logs record that both lascars died in Peruvian waters on 14 April 1770 (Surville's log, Dunmore 1981:287)
- ◆ 📖 Surville's log, p. 44

Indian Presence in Aotearoa, 1769-1809

- ◆ Subsequent European visits:
 - ◆ Cook's 2nd (*Resolution*: 1773-1774) & 3rd (*Resolution*: 1777) visits
 - ◆ followed by numerous subsequent European voyages
 - ◆ no known Indian sailors aboard
- ◆ British engagement and lascar involvement in Aotearoa:
 - ◆ 1783: James Maria Matra suggests establishing a permanent British settlement in New Zealand to supply settlers in New South Wales with flax and timber (Tapp 1958:3)
 - ◆ 1791: first named Indian on a British ship to Australia: Indian Muslim 'Zimran Wriam'
 - ◆ on the *Atlantic*, on route to convict settlement in Port Jackson (Akbarzadeh & Saeed 2001:14)
 - ◆ 1792: John Thompson writes to Henry Dundas (British Sec. of State at Botany Bay) suggesting that a British Colony be established in New Zealand:
 - ◆ Thompson suggests a colonising party from British India consisting of:
 - ◆ "50 sober men; one hundred sepoy, and 100 convicts" along with military supplies and stores necessary for one year
 - ◆ The people in India were "just in that state of civilisation proper to be made useful" (Salmond 1997:234-235)

Indian Presence in Aotearoa, 1769-1809

- ◆ 1792: sealing begins at Tamatea (Dusky Sound, Fiordland)
 - ◆ *Britannia*: tasked to deliver convicts and procure seal skins for Chinese market
 - ◆ sealing party of 11 Europeans dropped off
 - ◆ first known European 'residents'
- ◆ 1793: sealing party at Tamatea abandons hope
 - ◆ original sealing party begins building a schooner
 - ◆ Sep: *Britannia* and the *Fancy* return 10 months later




- ◆ party abandons half-built boat



Engravings from Salmond (1997:284 & 291)

Tamatea



(Map source: Salmond 1997:47)

Indian Presence in Aotearoa, 1769-1809

◆ 1794: *The Timber Voyages* begin: The Waihou River (May 1794):



(Map: Salmond 1997:244)

- ◆ The *Fancy* sets sail from Mumbai to Port Jackson, commanded by Edgar Thomas Dell, with the task of delivering provisions to the penal colony and returning with timber & spars to India
- ◆ Dell's log records nearly equal numbers of Indian & European crew
(Source: entries in the ship's log of Captain Dell 1794):
- ◆ 23 Nov: "At 4:00am the brig's boats were lowered, and at ten o'clock [we] went off in the longboat accompanied by six Europeans, two Lascars and five Sepoys; and the third officer, Alms, was in the jolly boat with two Europeans and two Lascars, to take soundings of the river"
- ◆ 3 Dec: "Denniston and Alms went with the carpenter, the sawyer, six Lascars & two Sepoys in the longboat to begin felling trees"
- ◆ 5 Dec: "took a party of 9 Europeans, a Sepoy and 4 Lascars up the river, where they cut down two tall trees, and four more at another place where trees had already been felled"
- ◆ These references are the first confirmed record of Indians ashore in Aotearoa

Indian Presence in Aotearoa, 1769-1809

- ◆ 1795: Return to Tamatea (Dusky Sound, Fiordland)
 - ◆ news of the ½-built boat attracts the *Endeavour* and *Fancy*, to collect more seal-skins, oil & meat, and to pick up stranded sealers
 - ◆ *Endeavour* limps into Tamatea badly damaged in a storm while crossing the Tasman Sea
 - ◆ “244 people arrived, including European ex-convicts, escapees, deserters, passengers, officers and sailors.” The two ships “also carried Lascars and Sepoys” (McNab 1914 Vol. II:518-534)
 - ◆ *Endeavour* timber salvaged, used to complete ½-built boat, renamed *Providence* (Richards 2010:174)
 - ◆ Upon departure (Jan 1796), about 35 men, including several Indian seamen, were forced to stay behind, “their dependance for provisions being chiefly on the seals and birds which they might kill” (Collins 1798 Vol. II:460)
 - ◆ On *Endeavour’s* arrival in Norfolk Island...



(Map source: Salmond 1997:47)

...“several lascars and Portuguese seamen, and 48 half-starved passengers” were put ashore (Collins 1798 Vol. II:460)

Indian Presence in Aotearoa, 1769-1809

- ◆ 1797: Return to Tamatea (Dusky Sound)
 - ◆ The *Mercury*, was later dispatched in 1797 to rescue the remaining castaways and lascars, picking up “35 half-starved survivors, finally landing them in Norfolk Island after a stay of more than eighteen months on their own” (Collins 1802 Vol II:48-49, Richards 2010:183)
 - ◆ On the *Mercury*'s arrival, supplies were replenished, & the survivors, including “several Lascars,” put ashore before carrying on to China to sell their cargo (Collins 1802 Vol. I:460-41)
- ◆ 1809: Sealing collapses
 - ◆ rookeries were soon depleted and the value of the procured seal skins had diminished
 - ◆ this helped focus the attention of the European merchant ships back to the lucrative timber trade in the North
- ◆ 1798-1809: Timber trade flourishes
 - ◆ 1798-1800: 4 subsequent visits by European ships to the NE since *Fancy*'s 1794-5 visit
 - ◆ *Cornwall*: sailed from Port Jackson to go whaling in New Zealand
 - ◆ *Hunter i*: sailed for Campbell & Co. from Calcutta to Port Jackson, collected timber in Hauraki and continued on to China; likely lascar presence aboard
 - ◆ *Hunter ii*: sailed from Port Jackson, Oct 1799, to River Thames in Hauraki, on to Calcutta; four crew known to have jumped ship to live with Māori at Waihou
 - ◆ *Betsey i*: sailed from London to Port Jackson, spent 3 days in Hauraki, then sailed to Peru
 - ◆ not yet able to confirm Indian presence on these four ships

Indian Presence in Aotearoa, 1769-1809

- ◆ 1798-1809: Timber trade flourishes (con't)
 - ◆ 1801: *Royal Admiral* sails into the Hauraki Gulf (20 April 1801)...
 - ◆ on way from London to China via Port Jackson
 - ◆ The crew manifest confirms lascar presence:
 - ◆ “heavily armed and manned by a crew of 83 European sailors and 15 lascars” to obtain timber to sell to China (Salmond 1997:256)
 - ◆ ship’s logs give lengthy accounts of crews ashore collecting timber
 - ◆ Between 1801-1809:
 - ◆ over 50 European vessels are recorded reaching northeastern Aotearoa (see Salmond 1997:525-530)
 - ◆ 1809: Bay of Islands
 - ◆ existing historical narratives of the Indian diaspora in New Zealand usually begin with the appearance of a Bengali lascar that jumped ship from the *City of Edinburgh*
 - ◆ well-documented (Cruise 1824:315, Berry 1912, Perry 1966, Swords 1978, Salmond 1997:373-377, Entwistle 2005:103-106, MacDonald 2005, Leckie 2007, Bandyopadhyay 2010, Swarbrick 2012)
- ◆ It’s possible that 100s of South Asians may have left their footprints in Aotearoa prior to this 1809 event

Indian Presence in Aotearoa, 1769-1809

- ◆ 1769-1809: Summary thoughts on early Indian presence
 - ◆ despite the small numbers of Indian seamen recorded, evidence suggests that many European merchant vessels may have contained sizable Indian crews, some of which may have outnumbered their European counterparts
 - ◆ European retelling of events often only reported and named European officers or crew that served on board or went ashore
 - ◆ as Europeans controlled the early narrative, Indian crewmen were often not mentioned in early Māori-European encounter history, and as a result, their presence has been severely under-reported
 - ◆ their *invisibility* becomes a dominant theme in the early encounter narrative
 - ◆ Aotearoa, from the very earliest appearance of Europeans ashore, was markedly multiethnic in nature

Tracking Indian Settlement: The New Zealand Census

- ◆ First National Census 1851
 - ◆ Māori excluded, separate censuses until 1951
- ◆ First Indian appearance on Census: *What we previously thought:*
 - ◆ 1897: “Statistics showing arrivals of Indians before 1897 are not available” (Taher 1970:39)
 - ◆ 1881: Numerous sources cite 6 Indian males in Canterbury (Taher 1965:44; Tiwari 1980; McLeod 1984, 1986:52; McLeod & Bhuller 1992:5; Leckie 2007)
 - ◆ 1874: “The earliest record of Muslims in New Zealand is to be found in the 1874 census, which lists seventeen ‘Mahometans’ all males” (Shepard 1980:150)
 - ◆ 1874: Earliest Muslim appearance (McCormack 1999; Kolig 2010:21; Drury 2000, 2006; and FIANZ 2013)



Sikh peddler in New Zealand
(Source: Alexander Turnbull Library,
Ref. 1/2-052817; F)

Tracking Indian Settlement: The New Zealand Census

Establishing an earlier Census record: Census of 1861, Religious Affiliation

No. 13.

TABLE SHOWING THE RELIGIOUS AFFILIATION OF THE POPULATION OF THE PROVINCE OF AUCKLAND IN 1861.

District	Total		Males		Females		Total		Males		Females		Total		Males		Females		Total
	No.	%	No.	%	No.	%	No.	%	No.	%	No.	%	No.	%	No.	%			
Auckland	1,000	100	500	100	500	100	1,000	100	500	100	500	100	1,000	100	500	100	500	100	1,000
Christchurch	100	100	50	100	50	100	100	100	50	100	50	100	100	100	50	100	50	100	100
Dunedin	100	100	50	100	50	100	100	100	50	100	50	100	100	100	50	100	50	100	100
Wellington	100	100	50	100	50	100	100	100	50	100	50	100	100	100	50	100	50	100	100
Other Districts	100	100	50	100	50	100	100	100	50	100	50	100	100	100	50	100	50	100	100
Total	1,400	100	700	100	700	100	1,400	100	700	100	700	100	1,400	100	700	100	700	100	1,400

“Mahometans, 4, all Males;
Buddhists 3, all Males”

“Hindoos 14, viz. Males, 11; Females 3”

Tracking Indian Settlement: The New Zealand Census

- ◆ Religious Diversity
 - ◆ Treatment of Ethnic Minorities: an early example from 1867



STATISTICS OF NEW ZEALAND, 1867.—PART I. CENSUS, No. IX.

TABLE SHOWING THE GENERAL CHARACTERISTICS OF THE POPULATION OF THE SEVERAL DISTRICTS AS ASCERTAINED BY THE CENSUS TAKEN IN 1867.

District	Population		Males		Females		Total	Sex Ratio	Population per Square Mile	Population per Square Mile of Cultivated Land	Population per Square Mile of Pasture Land	Population per Square Mile of Uncultivated Land	Population per Square Mile of Forest Land	Population per Square Mile of Water	Population per Square Mile of Mountains	Population per Square Mile of Plains	Population per Square Mile of Hills	Population per Square Mile of Coast	Population per Square Mile of Inland	Population per Square Mile of Town	Population per Square Mile of Country	Population per Square Mile of Rural	Population per Square Mile of Urban	Population per Square Mile of Suburban	Population per Square Mile of Other
	Males	Females	Males	Females																					
North	1,234	1,123	1,234	1,123	1,123	1,012	2,246	113.2	15.6	12.3	8.9	4.5	1.2	0.8	0.5	0.3	0.2	0.1	0.1	0.1	0.1	0.1	0.1	0.1	0.1
Central	2,345	2,234	2,345	2,234	2,234	2,123	4,579	115.8	18.7	14.5	10.2	5.6	1.5	1.0	0.6	0.4	0.2	0.1	0.1	0.1	0.1	0.1	0.1	0.1	
South	3,456	3,345	3,456	3,345	3,345	3,234	6,701	116.3	22.4	17.8	13.1	6.8	1.8	1.2	0.7	0.4	0.2	0.1	0.1	0.1	0.1	0.1	0.1	0.1	
Total	7,035	6,702	7,035	6,702	6,702	6,369	13,704	115.1	18.8	14.5	10.2	5.6	1.5	1.0	0.6	0.4	0.2	0.1	0.1	0.1	0.1	0.1	0.1	0.1	

Source: New Zealand Census 1867

- ◆ Section on Race Aliens introduced in the 1916 Census
- ◆ Standardisation of minority reporting

Tracking Indian Settlement: The New Zealand Census

- ◆ Historical Context of Early Indian Arrivals:
 - ◆ Editorial Cartoons 1900-1920

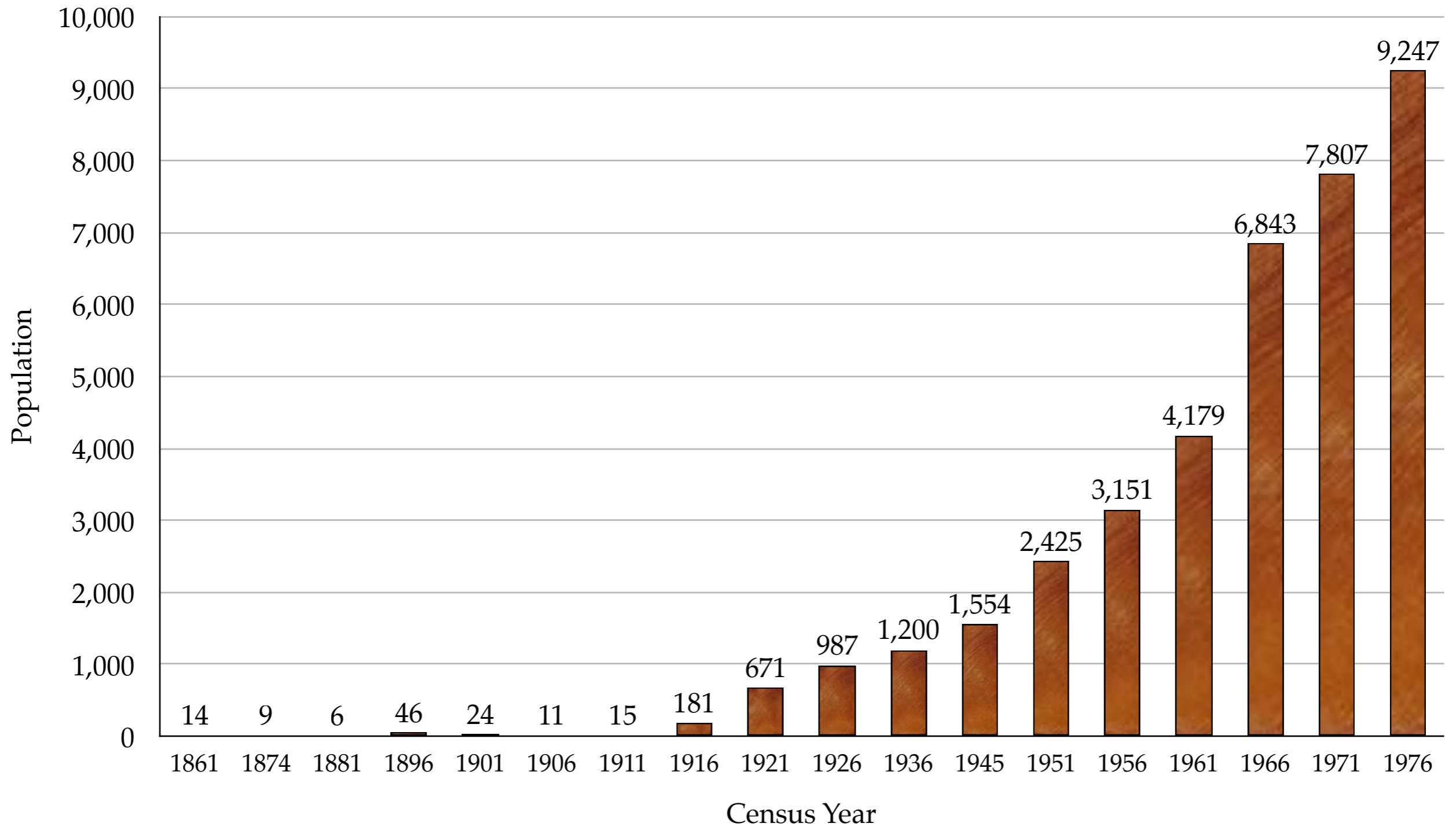


Source: NZ Truth, 2 June 1917



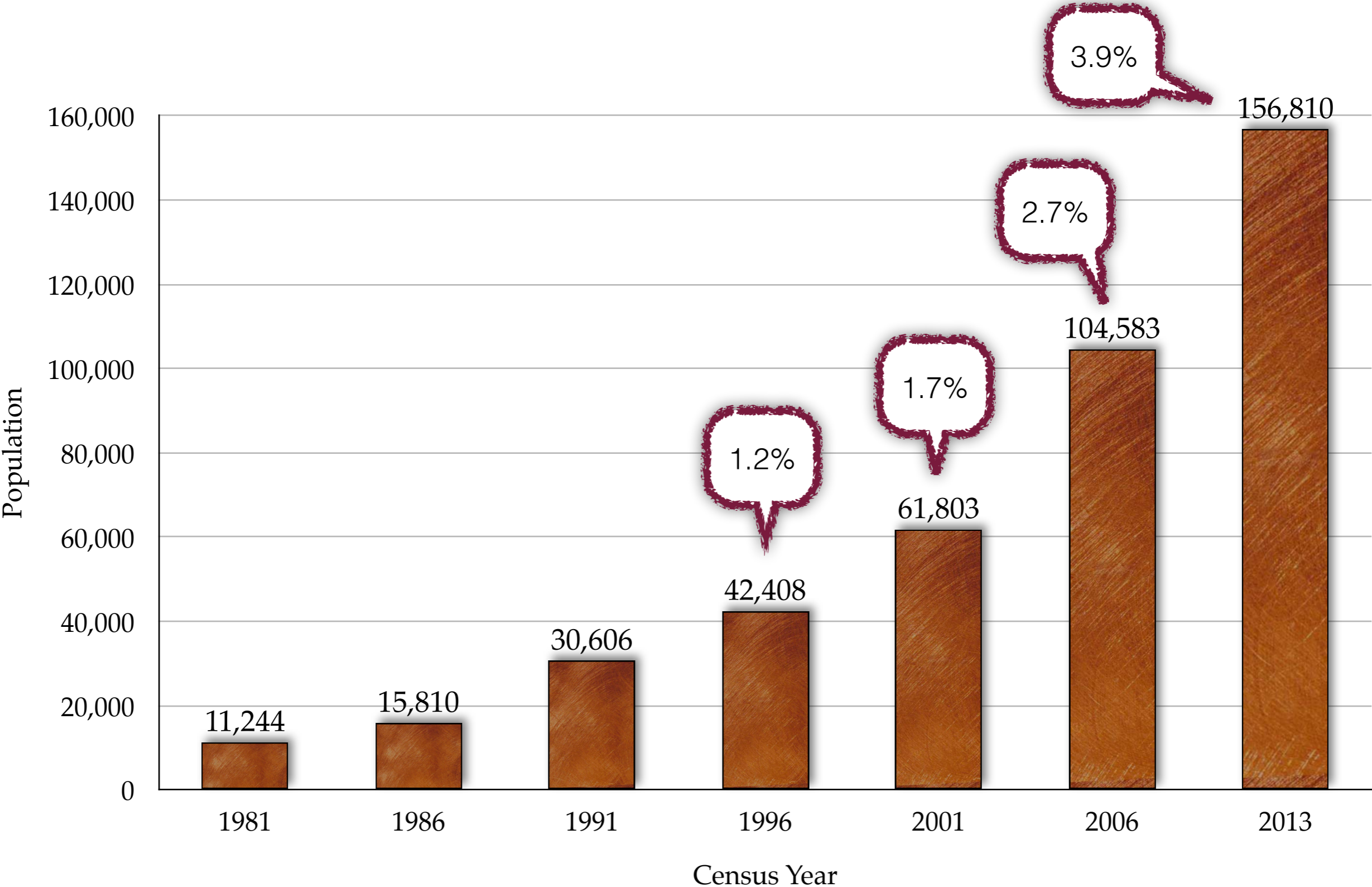
Source: NZ Observer, 26 Jun 1920

Summary of Indian population growth, 1861-1976 Census



Sources: New Zealand Censuses 1861-1976

Summary of Indian population growth, 1981-2013 Census



Sources: New Zealand Censuses 1981-2013. Note: Percentages are of total stating an ethnicity.

Summary of Indian demographics, 2013 Census

Question 11: Ethnicity, 2013 Census

11 Which ethnic group do you belong to?
Mark the space or spaces which apply to you.

New Zealand European

Māori

Samoan

Cook Island Māori

Tongan

Niuean

Chinese

Indian

other such as DUTCH, JAPANESE, TOKELAUAN. Please state:

Indian ethnicity: sub-categories, 2013 Census

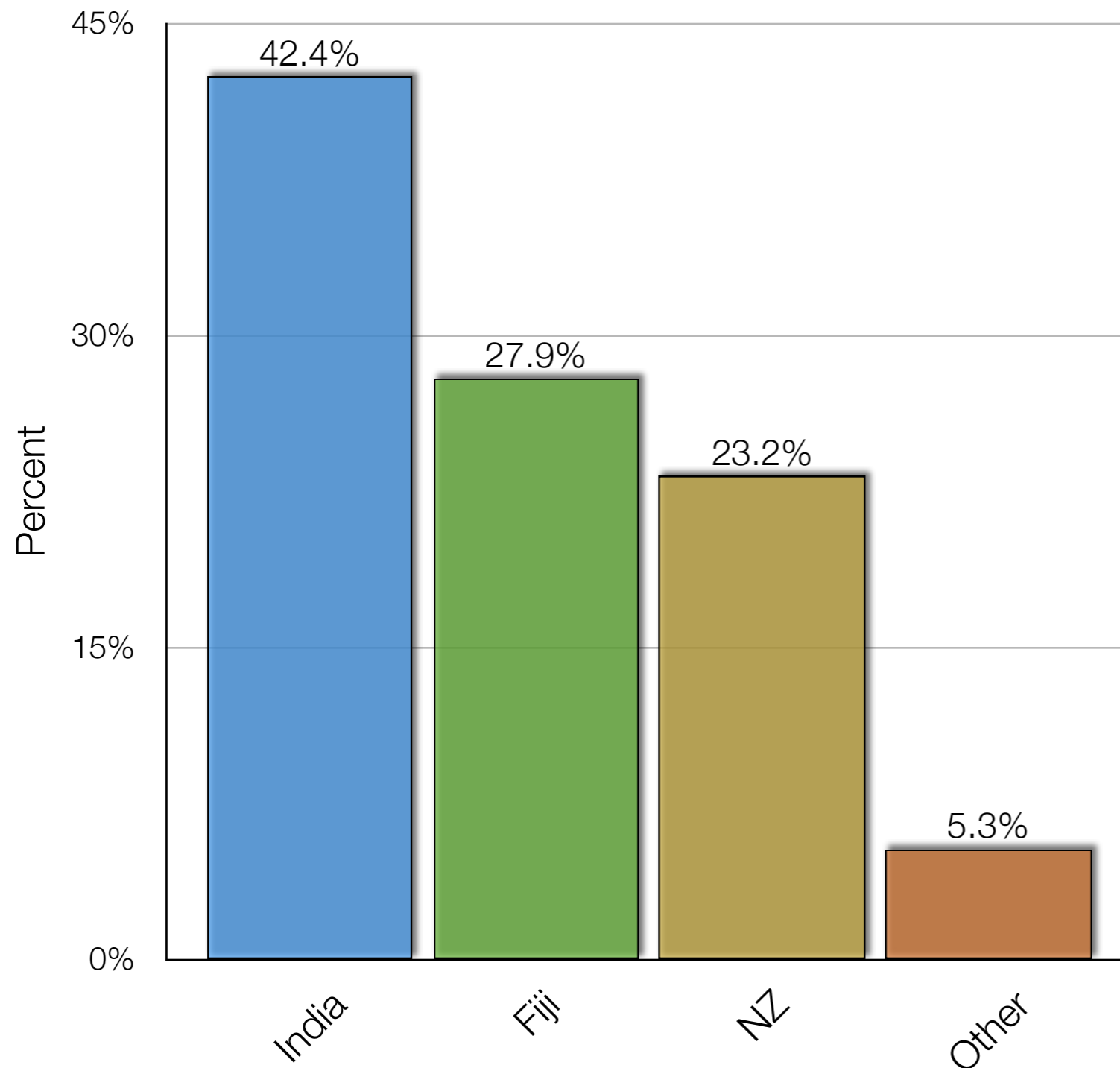
Ethnicity:	Total	
	n	percent
Indian nfd*	143,520	91.7
Bengali	165	0.1
Fijian Indian	10,929	7.0
Gujarati	24	0.0
Indian Tamil	303	0.2
Punjabi	324	0.2
Sikh	213	0.1
Anglo Indian	324	0.2
Indian nec*	765	0.5
TOTAL:	156,567	100.0

- ◆ 91.7% self-identified as 'Indian' in 2013
- ◆ 8.3% specified a sub-ethnicity, mostly along regional or religious lines, or by a national identification
- ◆ That's up from 6.9% that specified an Indian sub-ethnicity in 2006 Census

Summary of Indian demographics, 2013 Census

Country of Birth, total Indian population

(n = 152,978)



OTHER:

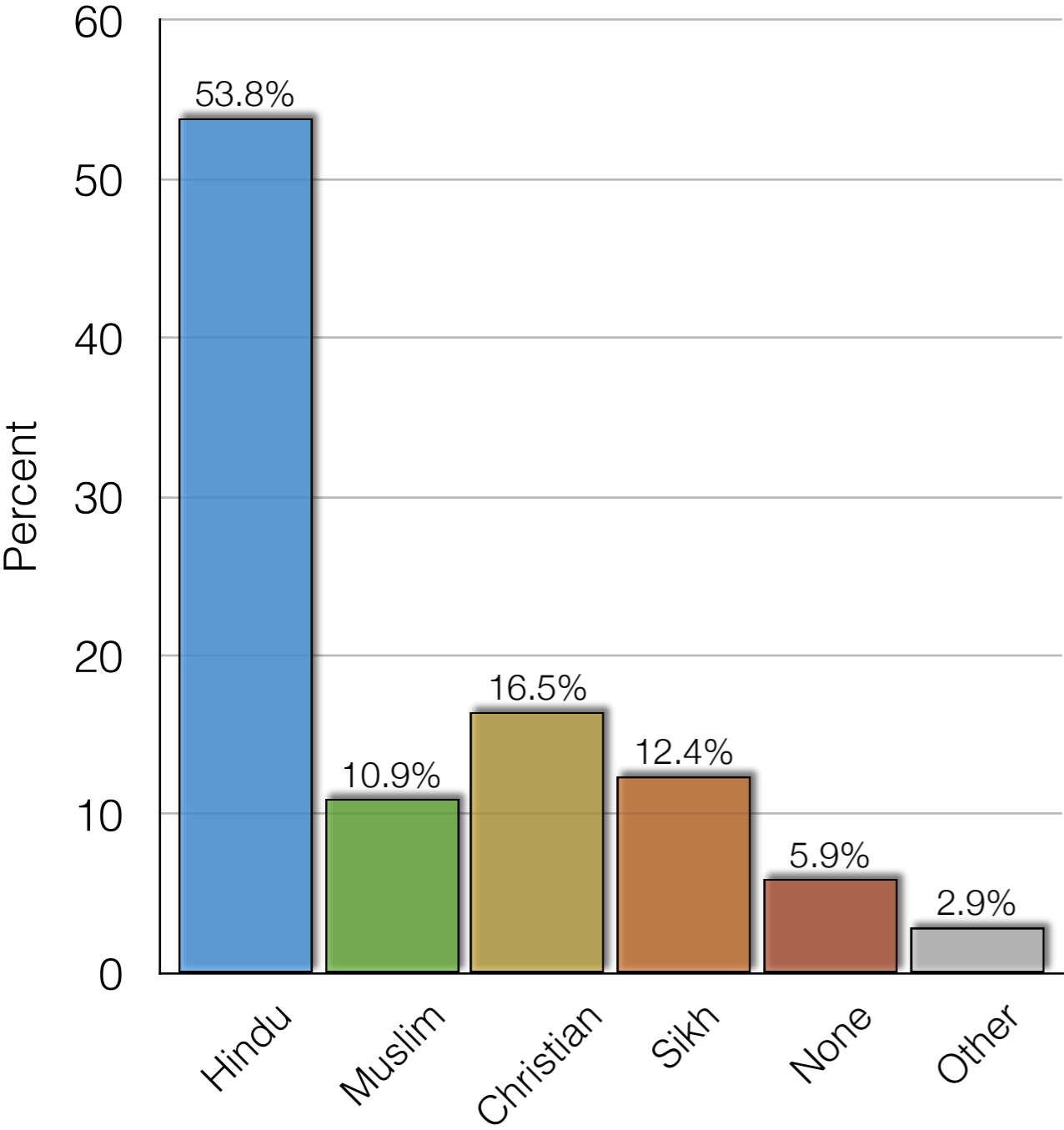
South Africa	2.3%
Southeast Asia	1.2%
Other	1.8%

Indians in New Zealand identified 111 distinct countries of birth.

Summary of Indian demographics, 2013 Census

Religious Affiliation of the Indian population

(n = 150,531)



OTHER:

Buddhist	0.4%
Jews	0.1%
Spiritual/New Age	0.1%
Other	0.8%
Object to answering	1.6%

Note: Percentages based on the total of those stating both an Indian ethnicity and a religious affiliation.

Summary of Indian demographics, 2013 Census

Top Ten Languages Spoken in New Zealand, by percentage

Rank:	2001		2006		2013		Percent Change 2001-2013	
	language	percent	language	percent	language	percent	language	% change
1	English	96.1	English	95.9	English	96.1	English:	0.0
2	Māori	4.5	Māori	4.1	Māori	3.7	Māori:	-17.1
3	Samoan	2.3	Samaon	2.2	Samaon	2.2	Samoan:	-4.4
4	French	1.4	French	1.4	Hindi	1.7	Hindi:	160.9
5	Yue (Cantonese)	1.0	Hindi	1.2	Mandarin Chinese	1.3	Mandarin:	78.4
6	German	1.0	Yue (Cantonese)	1.2	French	1.2	French:	-11.4
7	Mandarin Chinese	0.7	Mandarin Chinese	1.1	Yue (Cantonese)	1.1	Yue (Cantonese)	7.7
8	Tongan	0.7	Sinitic (nfd)	1.0	Sinitic (nfd)	1.1	Sinitic (nfd):	68.8
9	Hindi	0.6	German	1.0	German	0.9	German:	-3.2
10	Sinitic (nfd)	0.6	Tongan	0.8	Tongan	0.8	Tongan:	23.1

Earliest Indian Presence in Aotearoa (1769-1809) and Settlement according to the New Zealand Census (1861-2013)



New Zealand India Research Institute &
New Zealand South Asia Centre



Workshop on
“Indian Migration to the Pacific & Indian Ocean States”

University of Canterbury, Christchurch
15 April 2015

todd nachowitz
University of Waikato
email: <toddnach@gmail.com>

PLEASE DO NOT QUOTE
WITHOUT PERMISSION.
PLEASE EMAIL ME IF YOU
ARE INTERESTED IN USING
ANY OF THIS INFORMATION.